

ASFMS NECAP STATE ASSESSMENT RESULTS

Math, Reading and Writing
October 2010 Testing

Presented at
PTSA Meeting - School Report Night
Dr. Arthur Lisi
March 2, 2011

Rhode Island's State Assessment Program

- A requirement of No Child Left Behind Act (2001). US government institutes accountability measures for States
- RI joins NECAP – New England Common Assessment Program
- NECAP is the only multi-state testing program in the country (Rhode Island, New Hampshire, Vermont and Maine)
- Result of developing core standards (GLEs /GSEs) in Math, ELA and Science
- Assessment results not only reflect student learning, but provides valuable information to school administrators, teachers, and parents to help them make informed decisions about student instructional needs.

6th Grade Math 2010-11

Alan Shawn Feinstein Middle School Of Coventry

This School

Statewide

Total Proficient

2008-09
63%

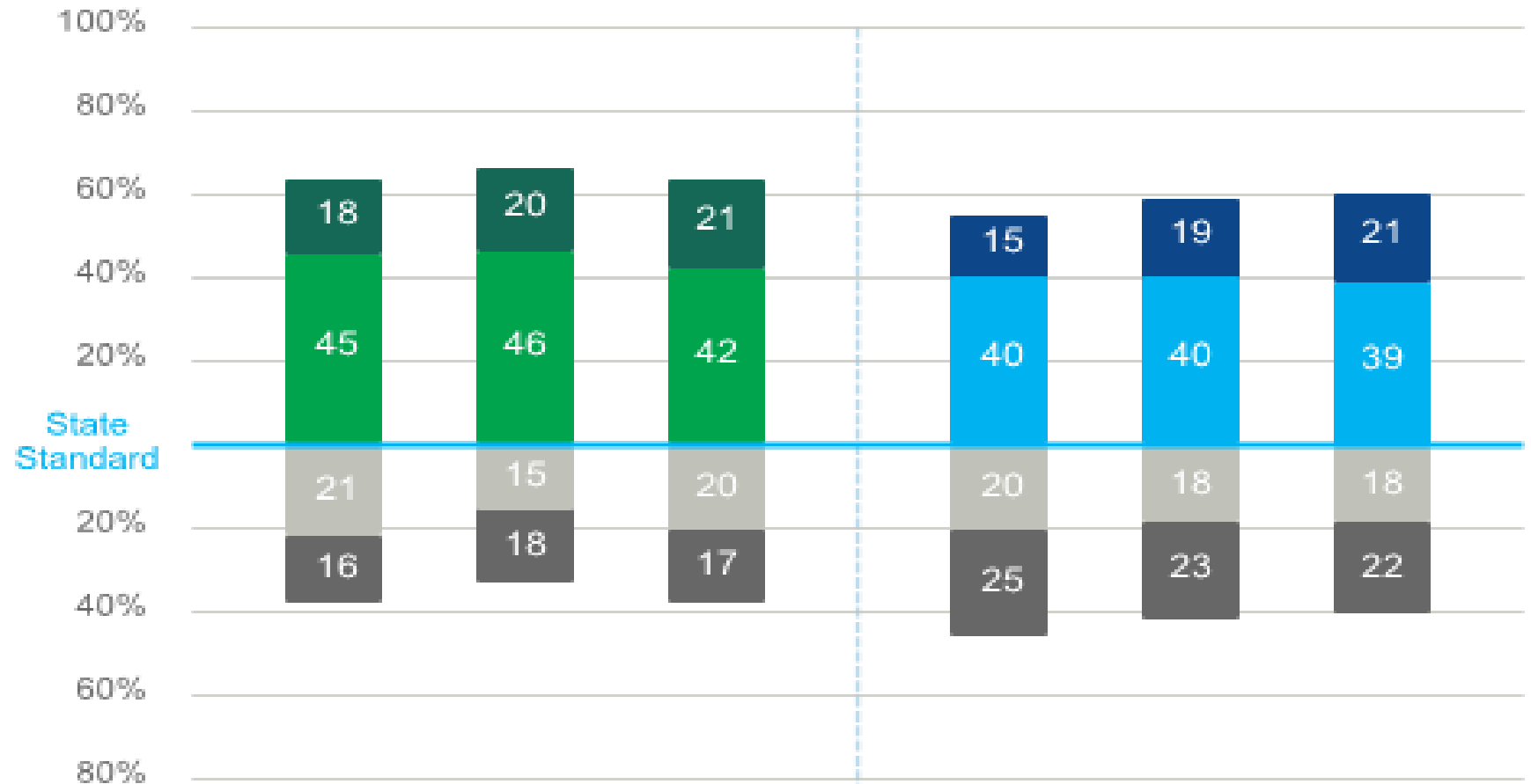
2009-10
66%

2010-11
63%

2008-09
55%

2009-10
59%

2010-11
60%

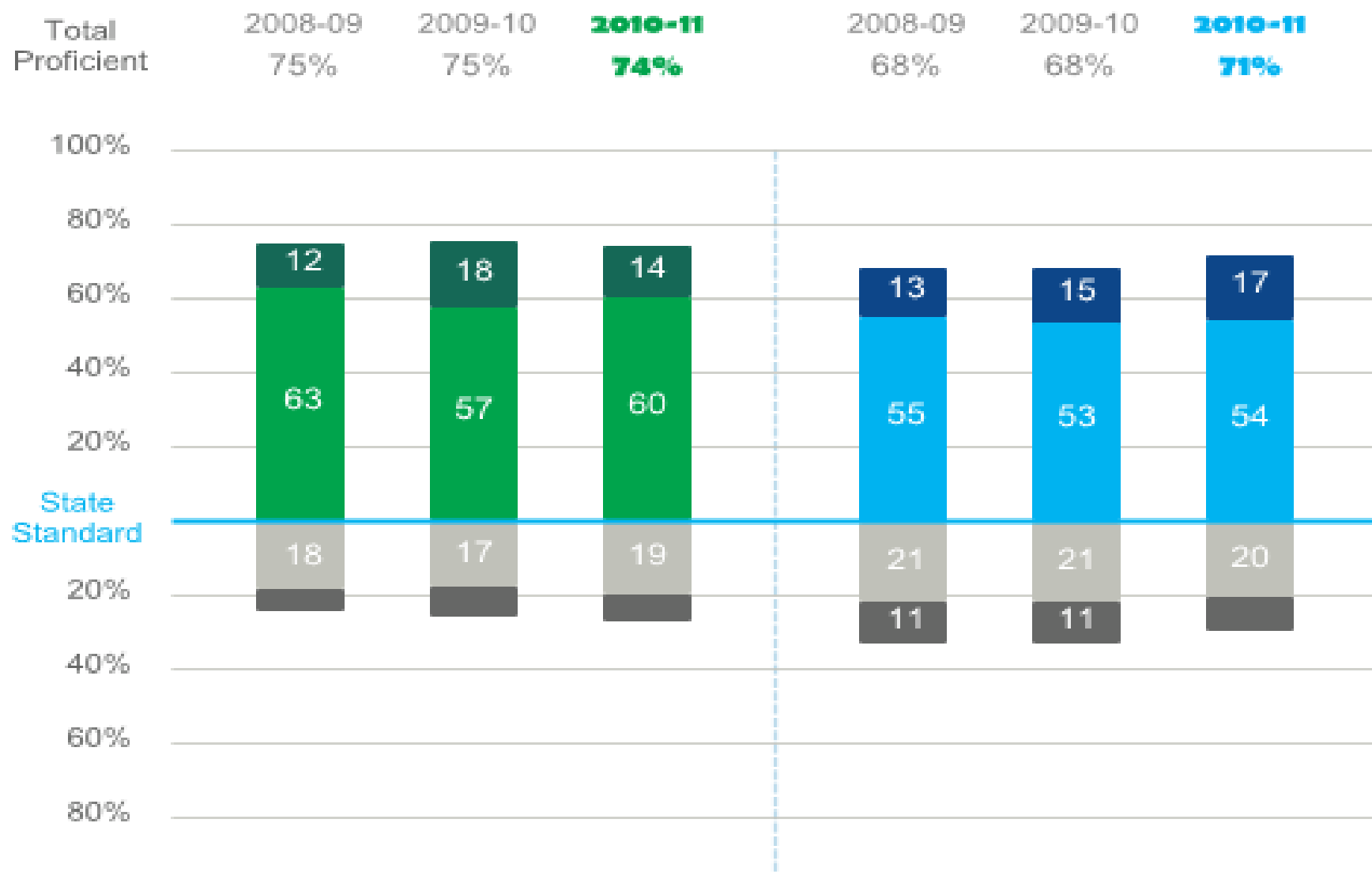


6th Grade Reading 2010-11

Alan Shawn Feinstein Middle School Of Coventry

This School

Statewide



7th Grade Math 2010-11

Alan Shawn Feinstein Middle School Of Coventry

This School

Statewide



7th Grade Reading 2010-11

Alan Shawn Feinstein Middle School Of Coventry

This School

Statewide

Total Proficient

2008-09

83%

2009-10

77%

2010-11

71%

2008-09

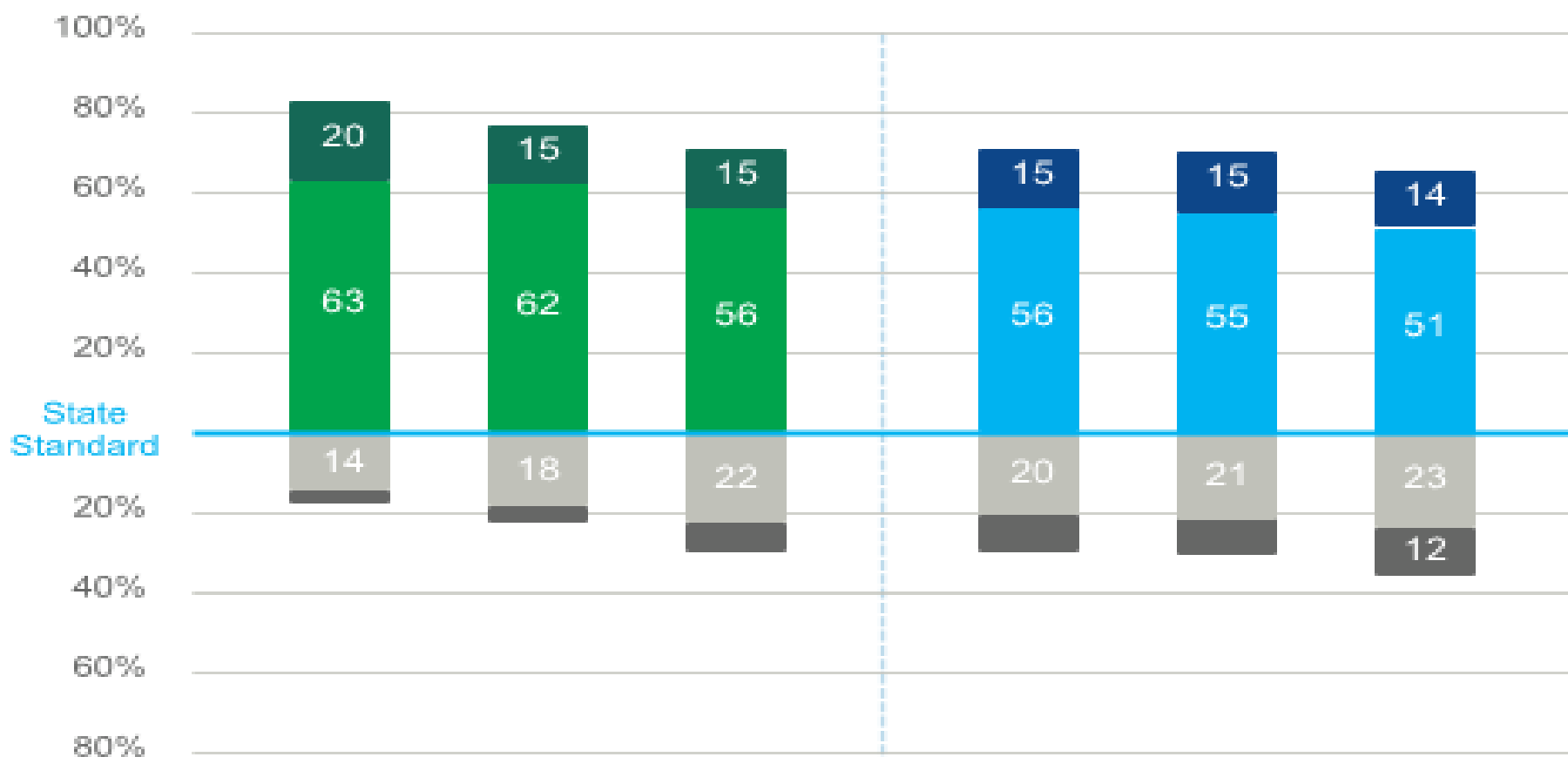
71%

2009-10

70%

2010-11

65%



8th Grade Math 2010-11

Alan Shawn Feinstein Middle School Of Coventry

This School

Statewide

Total Proficient

2008-09

68%

2009-10

65%

2010-11

66%

2008-09

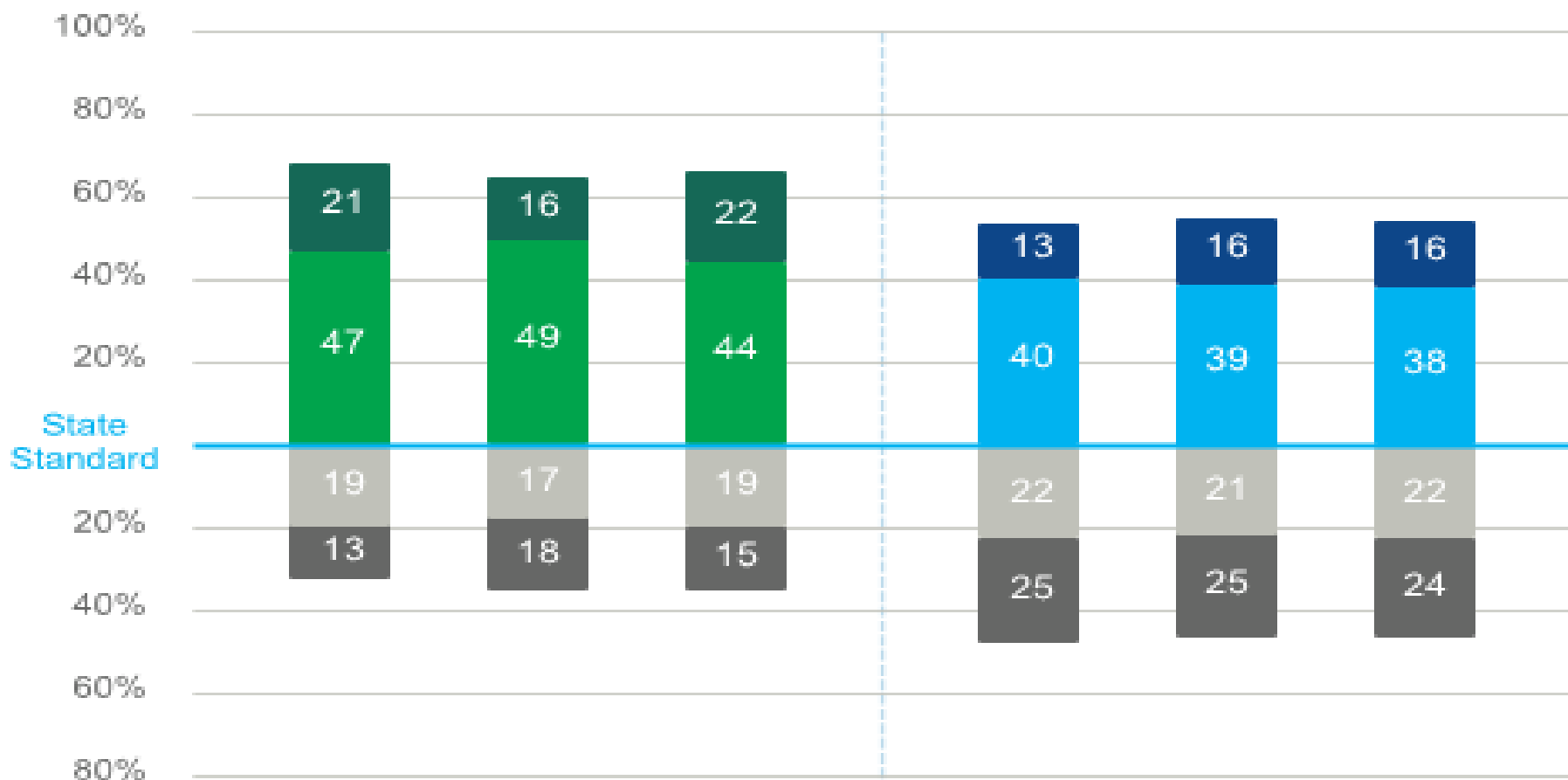
53%

2009-10

55%

2010-11

54%



8th Grade Reading 2010-11

Alan Shawn Feinstein Middle School Of Coventry

This School

Statewide

Total Proficient

2008-09
80%

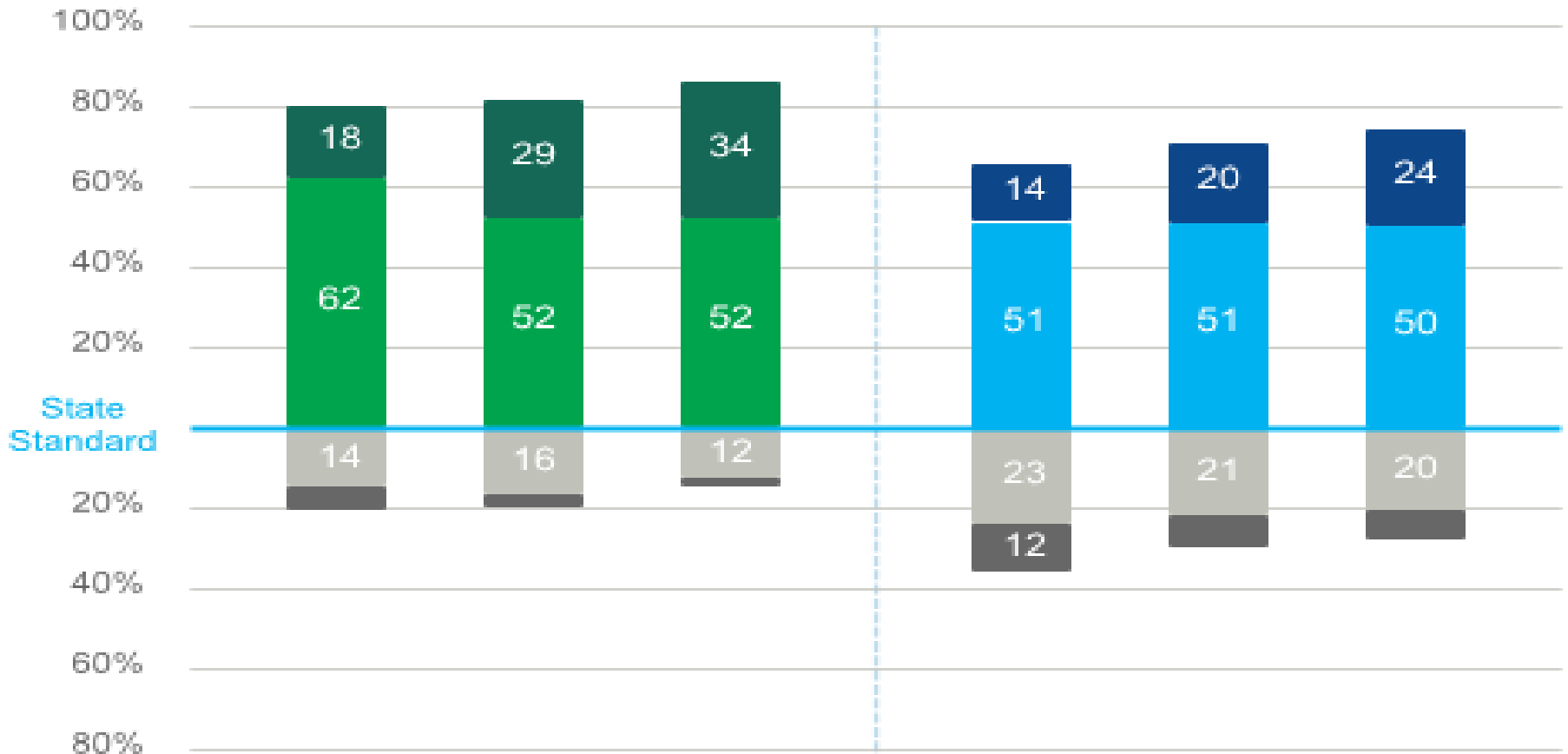
2009-10
81%

2010-11
86%

2008-09
65%

2009-10
71%

2010-11
74%



8th Grade Writing 2010-11

Alan Shawn Feinstein Middle School Of Coventry

This School

Statewide

Total Proficient

2008-09
65%

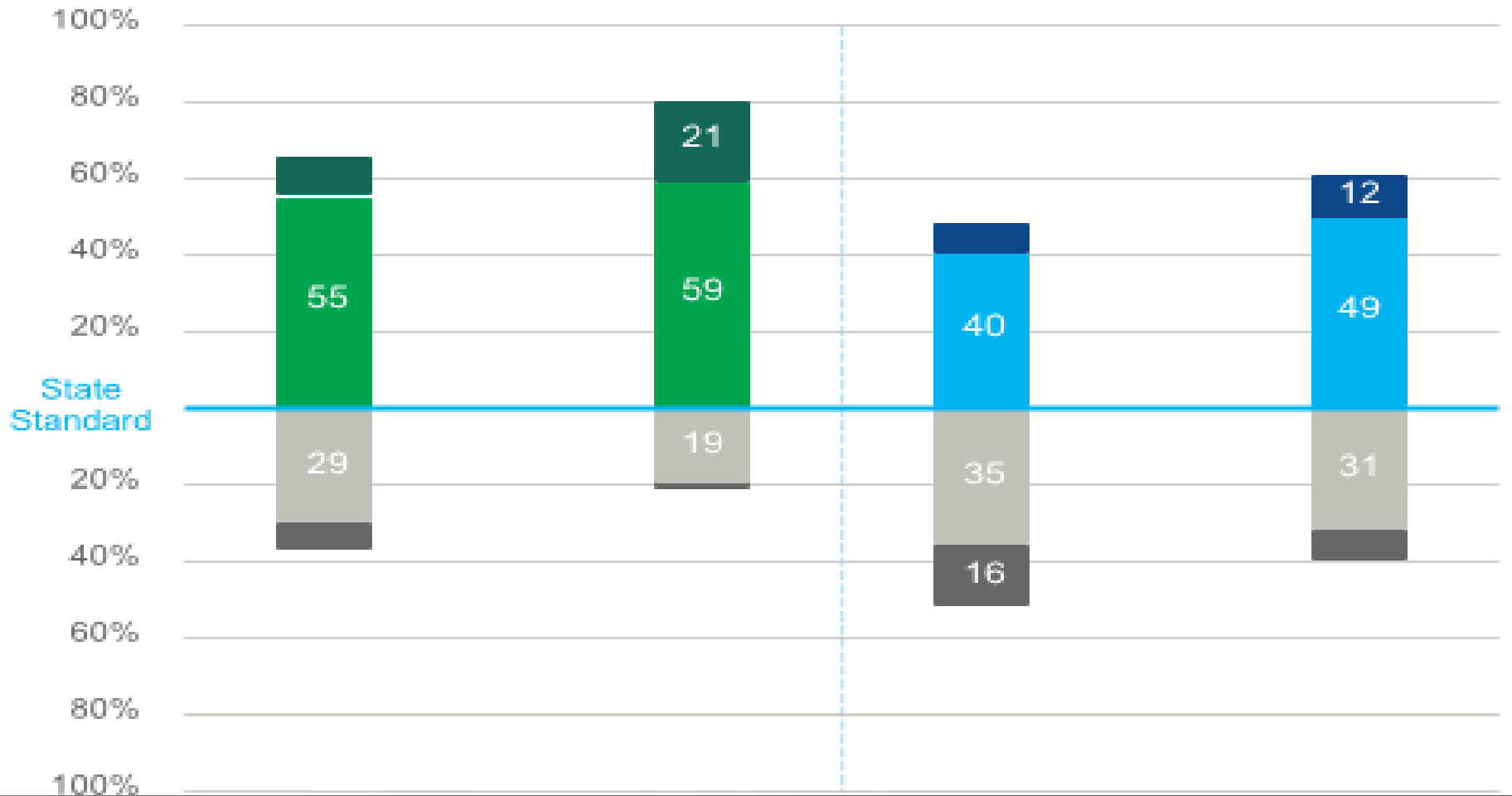
2009-10
no data

2010-11
80%

2008-09
48%

2009-10
no data

2010-11
61%



ASFMS/RIDE 2009-2010 Report Card: Are we making Adequate Yearly Progress (AYP)?

2010 Rhode Island School Report Card

RI SCHOOL: Alan Shawn Feinstein Middle School Of Coventry

RI DISTRICT: Coventry

[View Spanish Version](#) | [Print](#) | [Printing Instructions](#) | [Read Quick Guide](#) | [Test Results - Summary](#) | [Test Results - Complete](#)


| Student Group | Index Proficiency Score, 2009-10 | | | | | | | | | | Percent of Students Tested, 2009-10 | | | | | | | |
|-------------------------------------|----------------------------------|-------|-------------|---------------|-----------|--------------------|-------|-------------|---------------|-----------|-------------------------------------|-------------|---------------|-----------|--------------------|-------------|---------------|-----------|
| | ENGLISH LANGUAGE ARTS | | | | | MATHEMATICS | | | | | ENGLISH LANGUAGE ARTS | | | | MATHEMATICS | | | |
| | Target Score: 78.6 | | | | | Target Score: 64.1 | | | | | Target Rate: 95.0% | | | | Target Rate: 95.0% | | | |
| | THIS SCHOOL | ERROR | TARGET MET? | THIS DISTRICT | THE STATE | THIS SCHOOL | ERROR | TARGET MET? | THIS DISTRICT | THE STATE | THIS SCHOOL | TARGET MET? | THIS DISTRICT | THE STATE | THIS SCHOOL | TARGET MET? | THIS DISTRICT | THE STATE |
| All Students | 93.9 | 0.9 | YES | 93.9 | 90.7 | 86.1 | 1.4 | YES | 86.1 | 82.0 | 99.8 | YES | 99.8 | 99.5 | 99.8 | YES | 99.8 | 99.5 |
| African-American | * | + | + | + | 83.8 | * | + | + | + | 69.3 | * | + | + | 99.4 | * | + | + | 99.3 |
| Asian | * | + | + | + | 92.2 | * | + | + | + | 85.9 | * | + | + | 99.4 | * | + | + | 99.5 |
| Hispanic | * | + | + | + | 82.3 | * | + | + | + | 70.1 | * | + | + | 99.4 | * | + | + | 99.4 |
| Native American | * | + | + | + | 85.1 | * | + | + | + | 72.7 | * | + | + | 98.8 | * | + | + | 98.8 |
| White | 93.9 | 0.9 | YES | 93.9 | 93.3 | 86.4 | 1.5 | YES | 86.4 | 86.3 | 99.9 | YES | 99.8 | 99.6 | 99.9 | YES | 99.8 | 99.5 |
| Students with Disabilities | 80.1 | 3.9 | YES | 80.0 | 74.1 | 65.3 | 4.6 | YES | 65.4 | 60.2 | 99.4 | YES | 99.5 | 98.7 | 99.4 | YES | 99.5 | 98.5 |
| English-Language Learners | * | + | + | + | 71.3 | * | + | + | + | 59.7 | * | + | + | 99.7 | * | + | + | 99.7 |
| Economically Disadvantaged Students | 88.5 | 2.5 | YES | 88.5 | 84.7 | 76.9 | 3.5 | YES | 76.9 | 72.9 | 99.7 | YES | 99.7 | 99.5 | 99.7 | YES | 99.7 | 99.4 |

| Attendance Rate, 2008-09 | | | |
|--------------------------|-------------|---------------|-----------|
| Target: 90.0% | | | |
| THIS SCHOOL | TARGET MET? | THIS DISTRICT | THE STATE |
| 95.4 | YES | 95.4 | 93.8 |

KEY: * Student group has too few students for evaluation.
+ Student group has fallen short of the target but has made sufficient progress.

NOTE: For information on targets and classifications, please see Quick Guide.

| | |
|-------------------------------|-------------------|
| This School Is Classified As: | |
| Met AYP | |
| TARGETS MET | TARGETS EVALUATED |
| 17 | 17 |



Data Source:

Info Works Live. Rhode Island Department of Elementary and Secondary Education. Retrieved on February 28, 2011 from <http://infoworks.ride.ri.gov/school/alan-shawn-feinstein-middle-school-of-coventry>